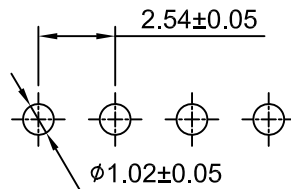
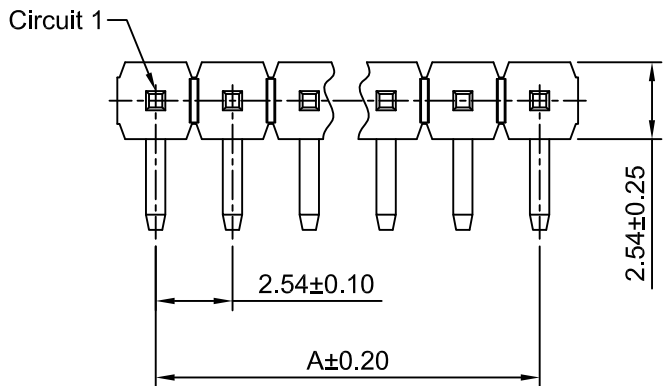
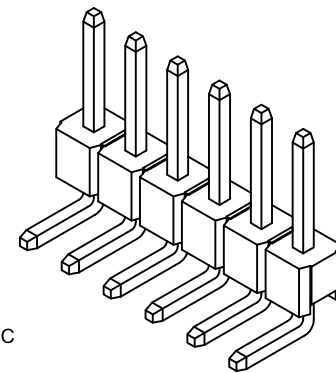




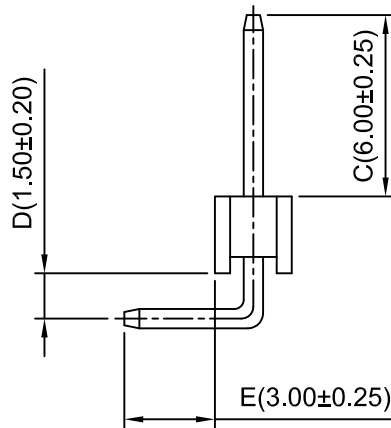
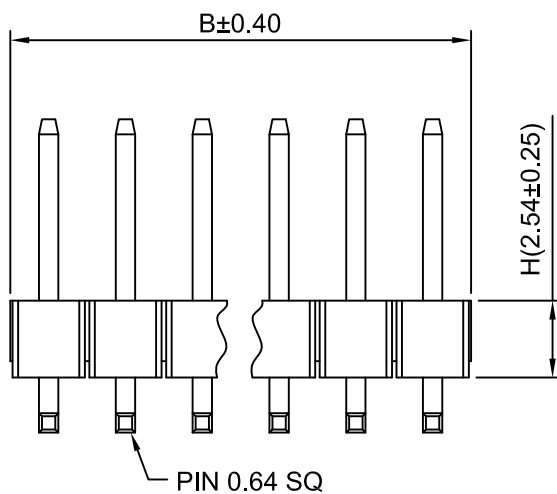
Ordering Information:

A2541WR-XP - *** - *** - *
 1 2 3 4

- 1.Part No.
- 2.Size(H):
 (blank): 2.54mm
 H15: 1.50mm
 H17: 1.70mm
 H20: 2.00mm
 H30: 3.00mm
- 3.Material:
 (blank): PBT,UL94V-0
 6T: Nylon 6T,UL94V-0
 GWT: Nylon 6T,UL94V-0,GWT 750°C
- 4.Finish:
 (blank): Gold over Nickel
 T: Tin over Nickel



P.C.B LAYOUT



SPECIFICATIONS:

Current Rating: 3A AC,DC
 Voltage Rating: 250V AC,DC
 Temperature Range: -40°C ~ +105°C
 Contact Resistance: 20mΩ Max
 Insulation Resistance: 1000MΩ Min
 Withstanding Voltage: 1500V AC/minute
 Pin Material: Brass/Gold over Nickel
 Material: PBT ,UL94V-0(Black)

Ordering Information & Dimensions

Circuits	Dim(mm)		Circuits	Dim(mm)		Circuits	Dim(mm)	
	A	B		A	B		A	B
2P	2.54	5.08	15P	35.56	38.10	28P	68.58	71.12
3P	5.08	7.62	16P	38.10	40.64	29P	71.12	73.66
4P	7.62	10.16	17P	40.64	43.18	30P	73.66	76.20
5P	10.16	12.70	18P	43.18	45.72	31P	76.20	78.74
6P	12.70	15.24	19P	45.72	48.26	32P	78.74	81.28
7P	15.24	17.78	20P	48.26	50.80	33P	81.28	83.82
8P	17.78	20.32	21P	50.80	53.34	34P	83.82	86.36
9P	20.32	22.86	22P	53.34	55.88	35P	86.36	88.90
10P	22.86	25.40	23P	55.88	58.42	36P	88.90	91.44
11P	25.40	27.94	24P	58.42	60.96	37P	91.44	93.98
12P	27.94	30.48	25P	60.96	63.50	38P	93.98	96.52
13P	30.48	33.02	26P	63.50	66.04	39P	96.52	99.06
14P	33.02	35.56	27P	66.04	68.58	40P	99.06	101.60

深圳市金航标电子有限公司 WWW. BDS666. COM
 KH-A2541WR-10P 0755-83044319

Unit mm	Scale 4:1	Sheet 1 of 1	Title : 2.54mm Pitch	
Draw By: Diankui Wan		Approved : Jack Yin		90° Single Row Pin Header
General Tolerance				
A2 CHANGE THE TOLERANCE 2019.09.06		A1 updated version 2018.03.30		DRAW NO : A2541WR-XP REV A2
A0 NEW RELEASE 2005.07.01		REV DESCRIPTION DATE		
x.xx±0.25		PROJECT		
x.xxx±0.15		DRAW NO : A2541WR-XP		